


# Connecting to eduroam

Windows 10



**HAN\_** UNIVERSITY  
OF APPLIED SCIENCES



# Getting Started





Connecting your Windows 10 device with eduroam

## Welcome

In this manual you will find instructions for connecting your **Windows 10** device to the wireless network of the Hogeschool van Arnhem and Nijmegen. The name of the wireless network is **eduroam**.

## Requirements

To be able to connect to **eduroam**, you need the following:

-  An Windows 10 device.
-  Employees: Your **HAN e-mail address**.
  - Example: `firstname.lastname@han.nl`
-  Students: Your **HAN student e-mail address**.
  - Example: `initials.surname@student.han.nl`
-  The password of your **HANaccount**.




## Windows Version

The information in this manual applies to Windows 10 version 1509 and higher.

## Connecting to eduroam - procedure

- 1** At the bottom right of the taskbar: Click on the network icon.
- 2** Click on **eduroam**.  
Mark the option **Connect automatically**.  
Click on the **Connect** button.
- 3** Enter your **HAN e-mail address** in the first box and your **HAN password** in the second box.  
Click on the **OK** button.
- 4** In the dialog box, click on the **Connect** button once again.
- 5** You are now **connected** to eduroam. From now on, your device will automatically connect to **eduroam**.

## Some remarks

-  It is your own responsibility to keep the software and anti-virus program on your device up-to-date.
-  With eduroam you have access to the internet at other Educational institutions For a list of organizations that support eduroam, visit [www.eduroam.nl](http://www.eduroam.nl).
-  The HAN is not responsible for any damage to/or malfunctioning of your device.

# Colofon

Connecting to eduroam | Windows 10

## HAN University of Applied Sciences

Version 4.0 Rev. 2

© 2022 All rights reserved.

Curated by Jean-Pierre Habets  
Updated on July 27, 2022 by Murat Sabudak

This manual is subject to changes and might contain translation errors.

The information in this manual is subject to change and change updated as needed. No rights can be derived.

**HAN\_**UNIVERSITY  
OF APPLIED SCIENCES

